

E^m

D

G

B^m

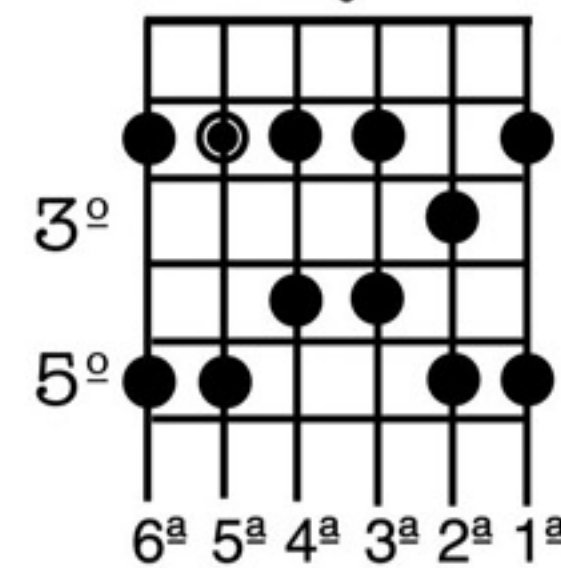
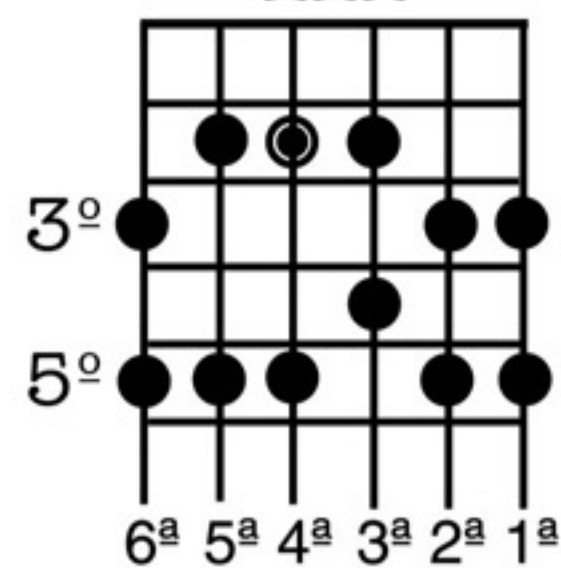
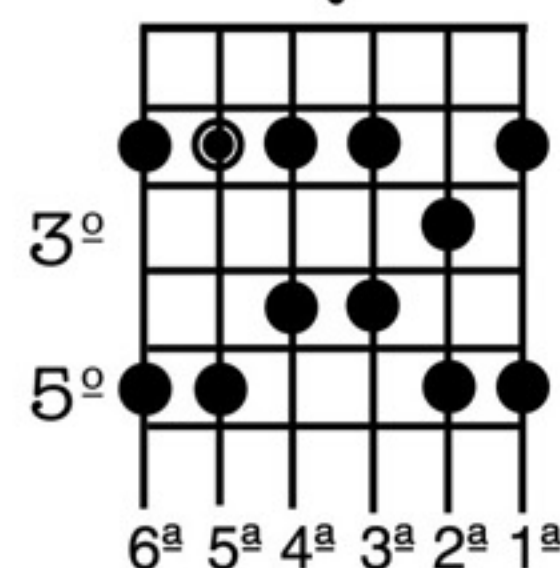
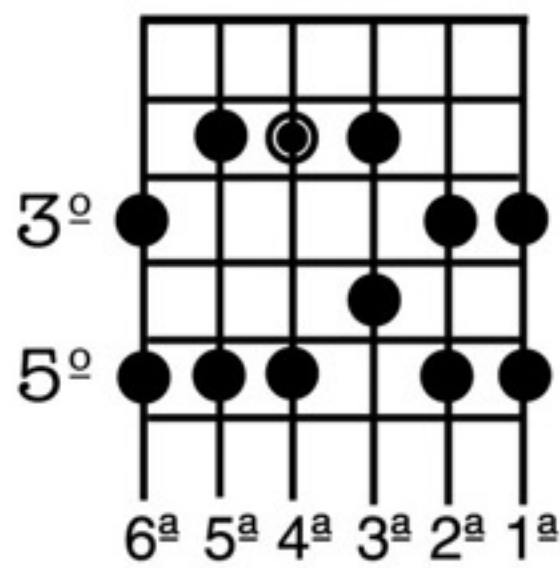


III

V

III

V



Solo con Base en Em



Musical notation for a solo exercise in 4/4 time, featuring a guitar base in E^m and melodic lines in treble clef. The exercise is divided into two systems, each with four measures corresponding to the chords E^m, D, G, and B^m.

System 1:

- Measure 1 (E^m): Treble clef has eighth notes G4, A4, B4, C5. Bass clef has fret numbers 2, 4, 3, 5.
- Measure 2 (D): Treble clef has eighth notes D4, E4, F4, G4. Bass clef has fret numbers 5, 2, 5, 3, 4, 2.
- Measure 3 (G): Treble clef has eighth notes G4, A4, B4, C5. Bass clef has fret numbers 2, 4, 3, 5, 5, 3.
- Measure 4 (B^m): Treble clef has eighth notes B4, C5, D5, E5. Bass clef has fret numbers 5, 2, 5, 3, 4, 2.

System 2:

- Measure 1 (E^m): Treble clef has eighth notes G4, A4, B4, C5. Bass clef has fret numbers 2, 5, 2, 4, 3, 5.
- Measure 2 (D): Treble clef has eighth notes D4, E4, F4, G4. Bass clef has fret numbers 5, 2, 5, 3, 4, 2.
- Measure 3 (G): Treble clef has eighth notes G4, A4, B4, C5. Bass clef has fret numbers 2, 5, 2, 5, 2, 4, 3, 5.
- Measure 4 (B^m): Treble clef has eighth notes B4, C5, D5, E5. Bass clef has fret numbers 5, (7), 5, 3, 5, 3, 2, 4, 3, 5.

Capítulo 4

Licks con Pentatónica

Para hacer las cosas un poco más interesantes, vamos a agregar un par de yeites o licks a cada uno de los gráficos. Por lo tanto, ustedes van a encontrar dos licks por gráfico, todos en la tonalidad de *Am*.

Pero atención... porque a lo largo de este libro los vamos a utilizar en distintas tonalidades. Así que sería bueno que los practicasen, utilizando como base el ejercicio con doce tonalidades que vimos en un comienzo.